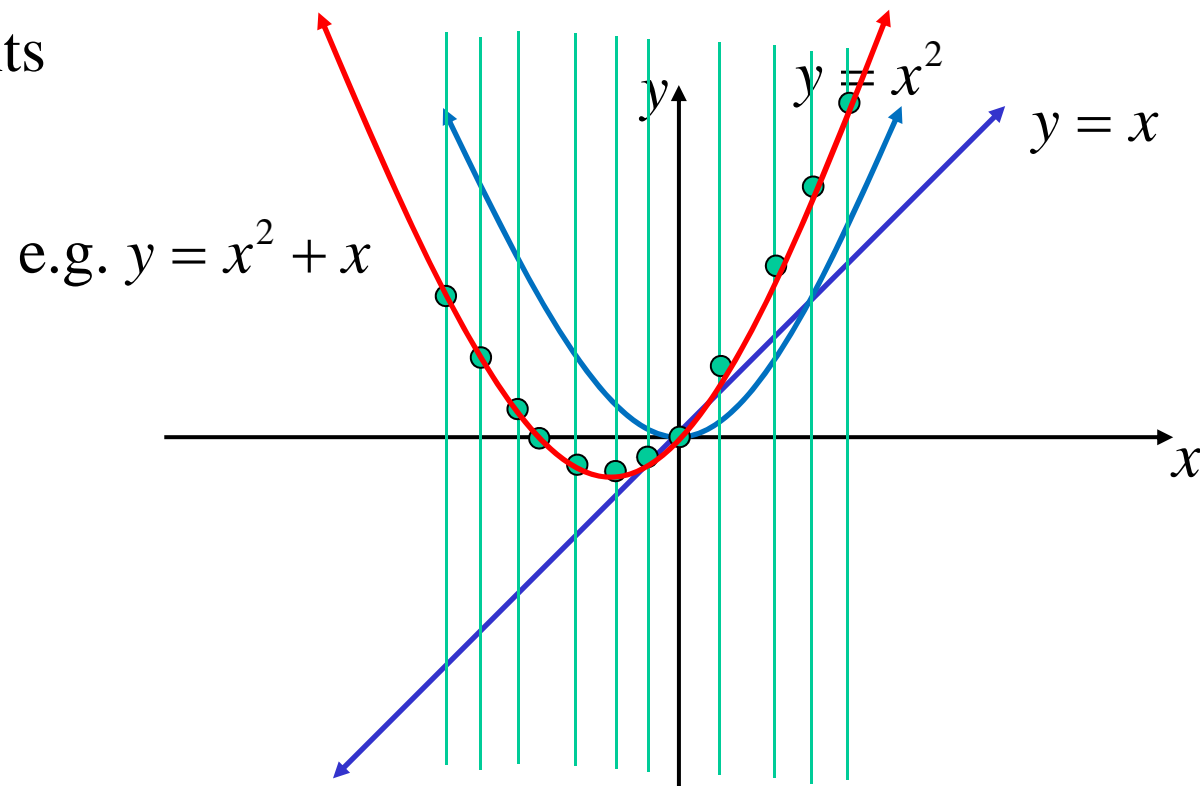


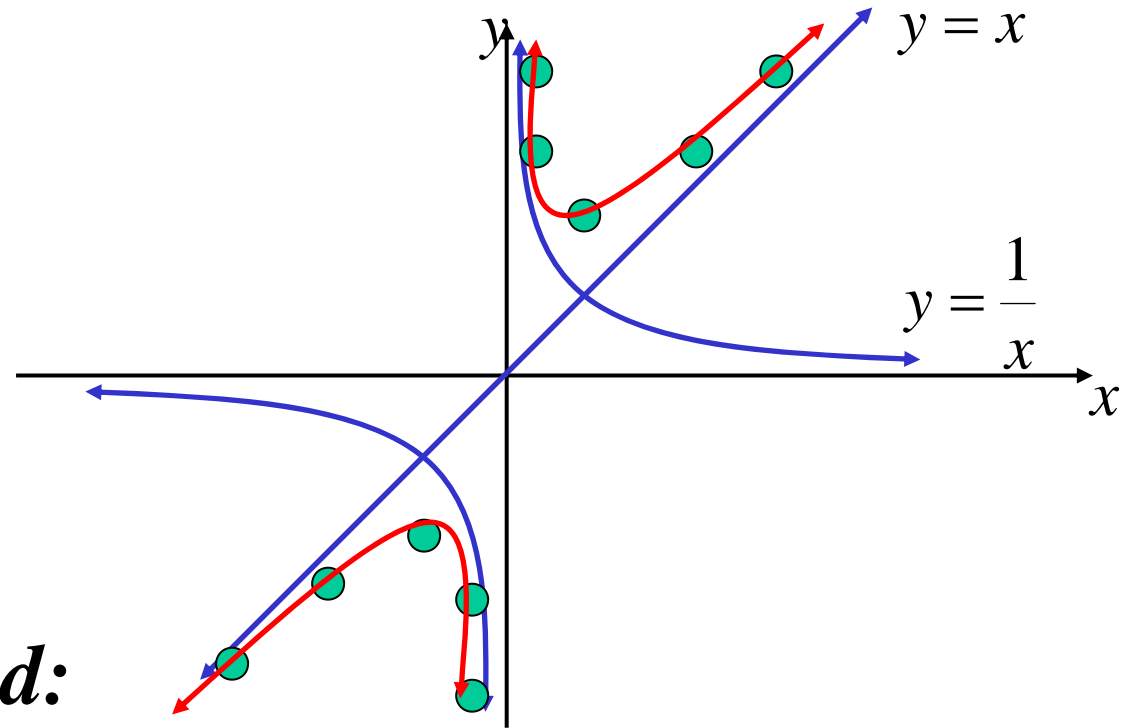
Addition of Graphs

$y = f(x) + g(x)$ can be graphed by first graphing $y = f(x)$ and $y = g(x)$ separately and then adding their ordinates together.

- find and mark the x and y intercepts
- draw lines perpendicular to x axis cutting both curves
- add the y coordinates along each line and mark the point
- join the points



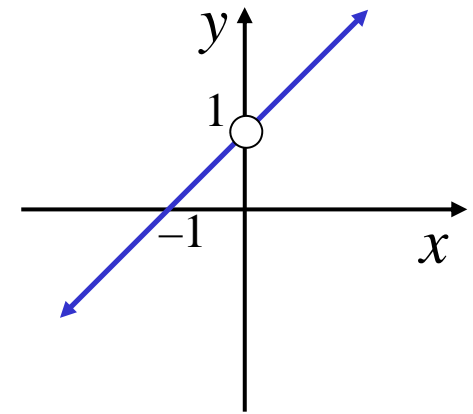
$$(ii) y = x + \frac{1}{x}$$



Things to keep in mind:

Discontinuities: any exclusions in the domain of the original function(s) remain in the new function

e.g. $f(x) = x + \frac{1}{x}$, $g(x) = 1 - \frac{1}{x}$ $y = f(x) + g(x)$
 $= x + 1$, $x \neq 0$



x-intercept: If $f(x) = -g(x)$, then $y = f(x) + g(x) = 0$

symmetry: like functions retain symmetry when added
 odd function + odd function = odd function
 even function + even function = even function

e.g. $y = |x + 3| + |1 - x|$

$$x \leq -3;$$

$$y = -(x + 3) + (1 - x)$$

$$y = -x - 3 + 1 - x$$

$$y = -2x - 2$$

$$-3 < x < 1;$$

$$y = (x + 3) + (1 - x)$$

$$y = x + 3 + 1 - x$$

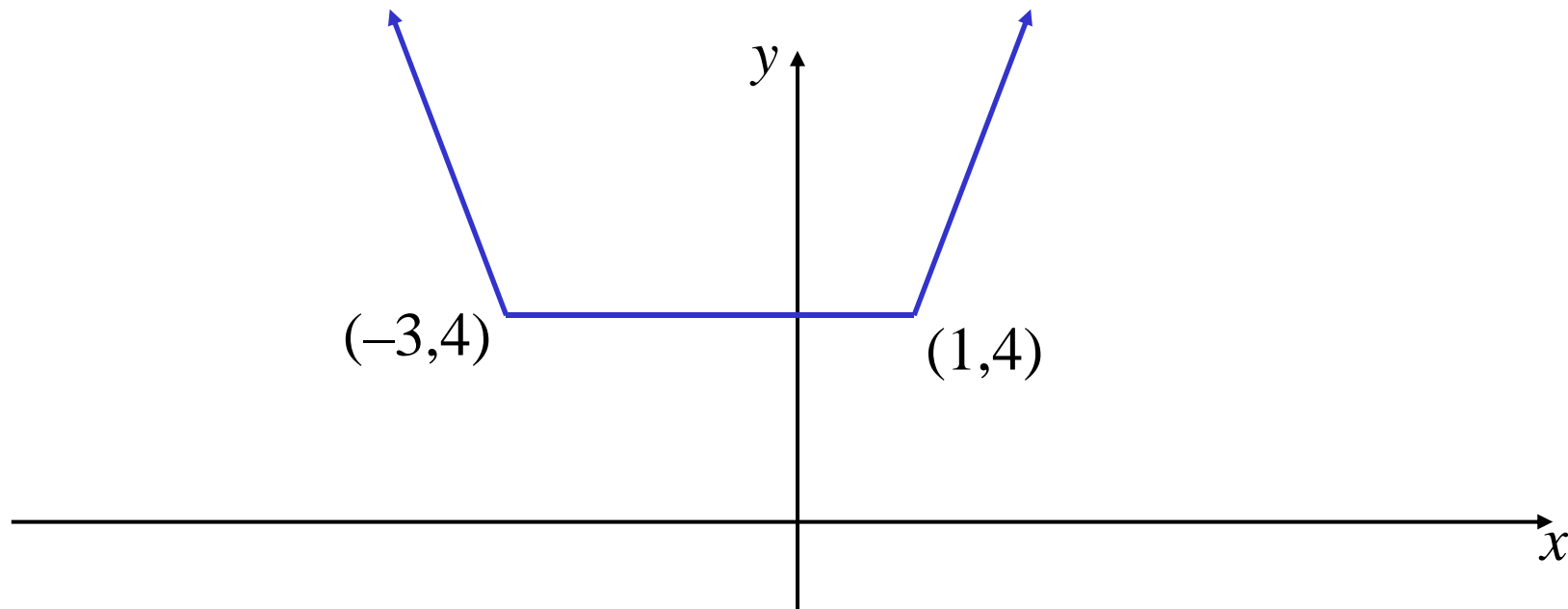
$$y = 4$$

$$x \geq 1;$$

$$y = (x + 3) - (1 - x)$$

$$y = x + 3 - 1 + x$$

$$y = 2x + 2$$

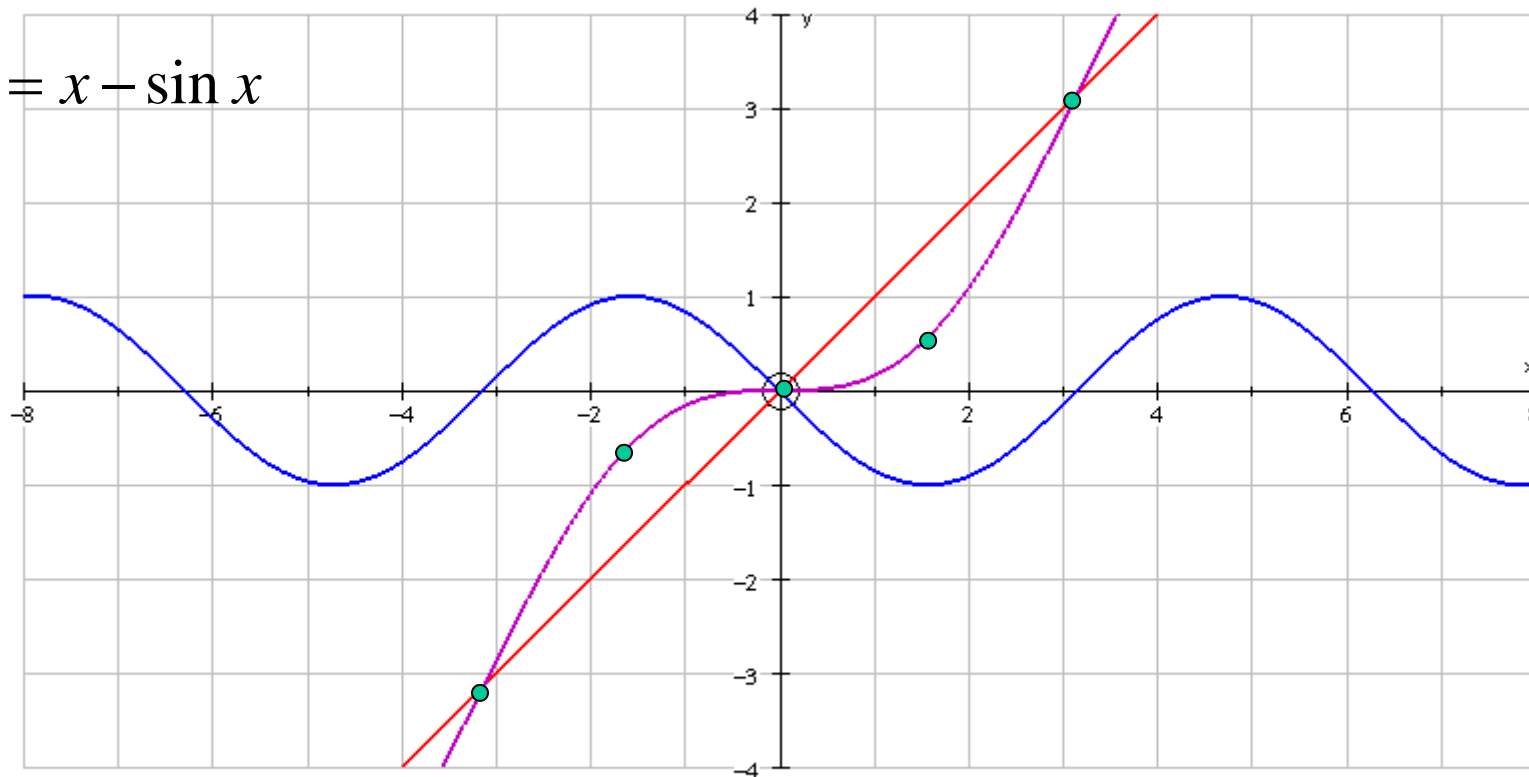


$y = f(x) - g(x)$ can be graphed by first graphing $y = f(x)$ and $y = -g(x)$ separately and then adding the ordinates together.

The graph of $y = x + g(x)$ where $g(x)$ is bounded

If the graph of $y = g(x)$ is bounded by the lines $y = a$ and $y = b$, then $y = x + g(x)$ will be bounded by the lines $y = x + a$ and $y = x + b$

e.g. $y = x - \sin x$



- Equation 1: $y = x$
- Equation 2: $y = -\sin x$
- Equation 3: $y = x - \sin x$

Multiplication of Graphs

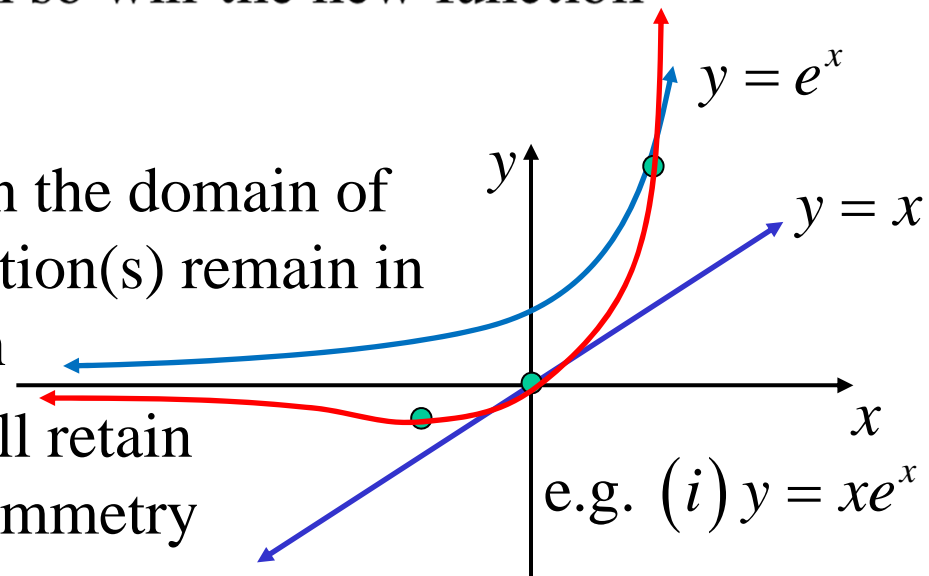
$y = f(x) \times g(x)$ can be graphed by first graphing $y = f(x)$ and $y = g(x)$ separately and then;

- mark the x intercepts, this will be where the new function changes sign
- multiply the “signs” of each function to determine the sign of the new function
- mark the y intercept
- special note needs to be made of points where $f(x) = 1$, or $g(x) = 1$ (and -1).
- if $f(x)$ or $g(x) \rightarrow 0$ or $\pm\infty$, then so will the new function

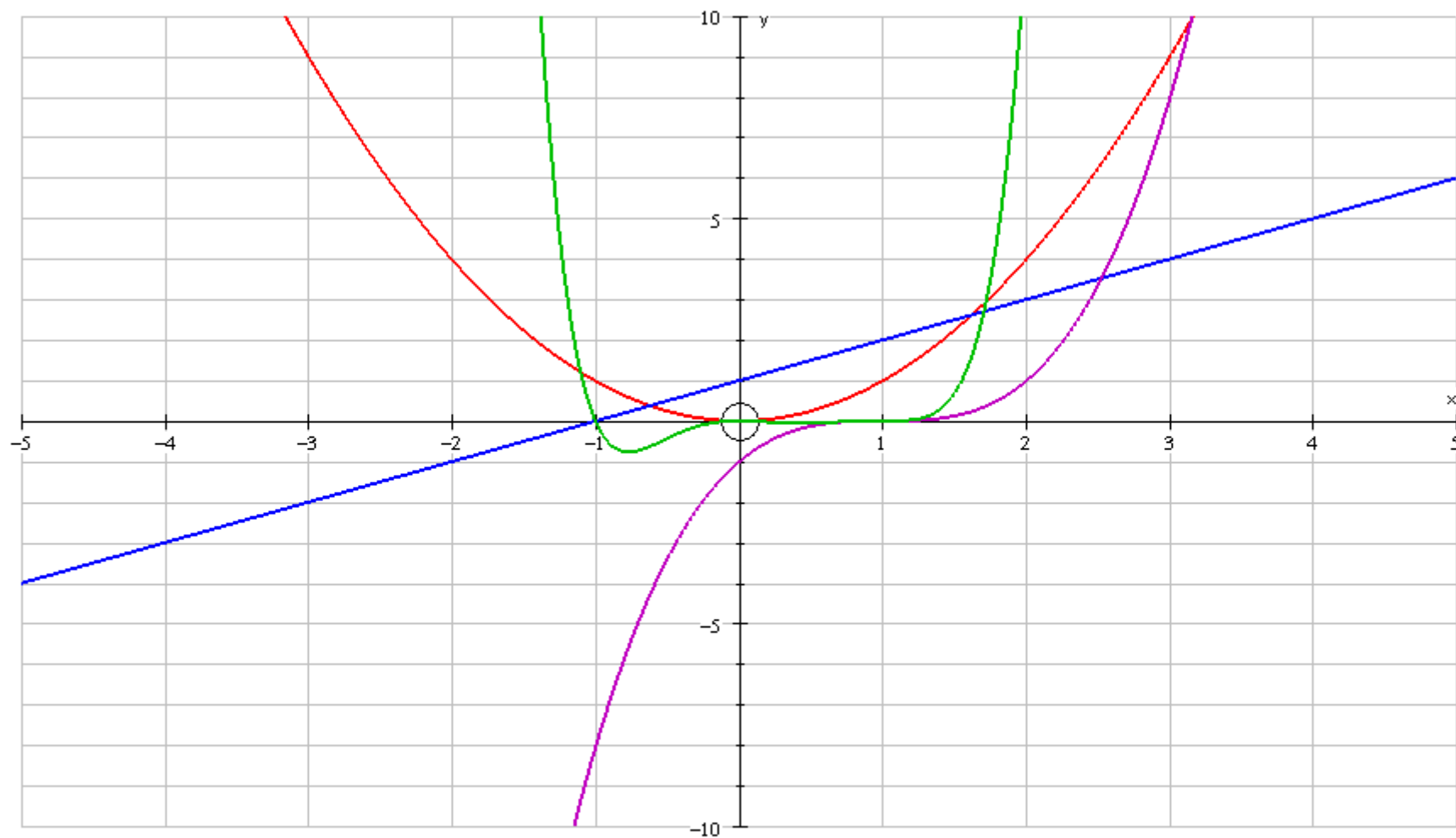
Things to keep in mind:

discontinuities: any exclusions in the domain of the original function(s) remain in the new function

symmetry: symmetric graphs will retain some form of symmetry



$$(ii) y = x^2(x+1)(x-1)^3$$



- Equation 2: $y = x + 1$
- Equation 3: $y = (x - 1)^3$
- Equation 4: $y = x^2(x + 1)(x - 1)^3$

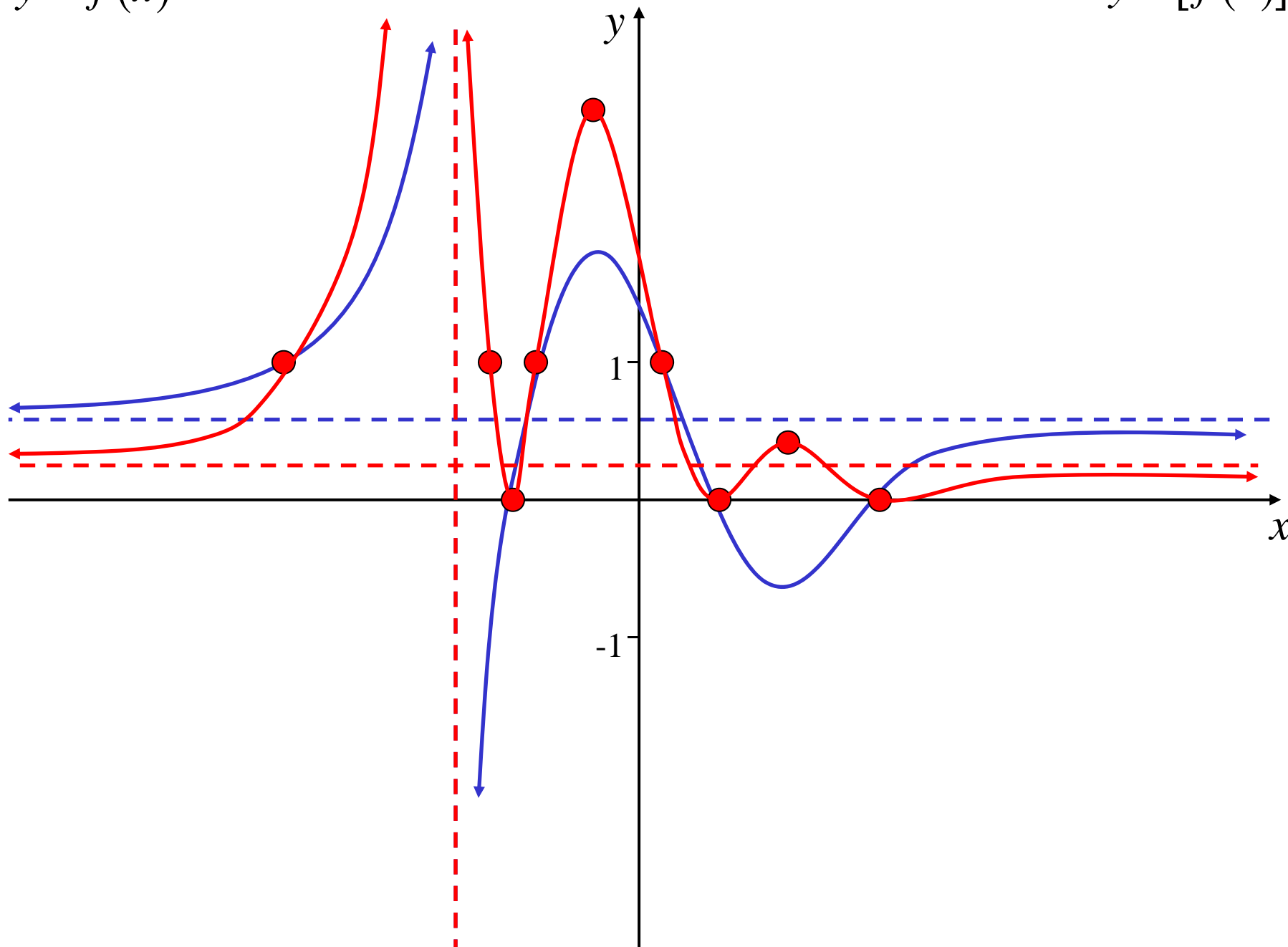
Graphs of the Form $y = [f(x)]^2$

$y = f(x) \times f(x)$ i.e. $y = [f(x)]^2$ can be graphed by first graphing $y = f(x)$ then;

- all single roots will become double roots
- all stationary points must still be stationary points
- all discontinuities will remain
- horizontal and oblique asymptotes may change (square their value)
- if $|f(x)| > 1$ then $[f(x)]^2 > f(x)$ i.e. new curve is above the old curve
- if $|f(x)| < 1$ then $[f(x)]^2 < f(x)$ i.e. new curve is below the old curve

$$y = f(x)$$

$$y = [f(x)]^2$$



Division of Graphs

$y = \frac{f(x)}{g(x)}$ can be thought of as $y = f(x) \times \frac{1}{g(x)}$ and the same

procedures as multiplication can be followed except;

- the x intercepts of $g(x)$ will become vertical asymptotes or point discontinuities
- investigation the behaviour of the function for large values of x will be required (find horizontal/oblique asymptotes , look at dominance)

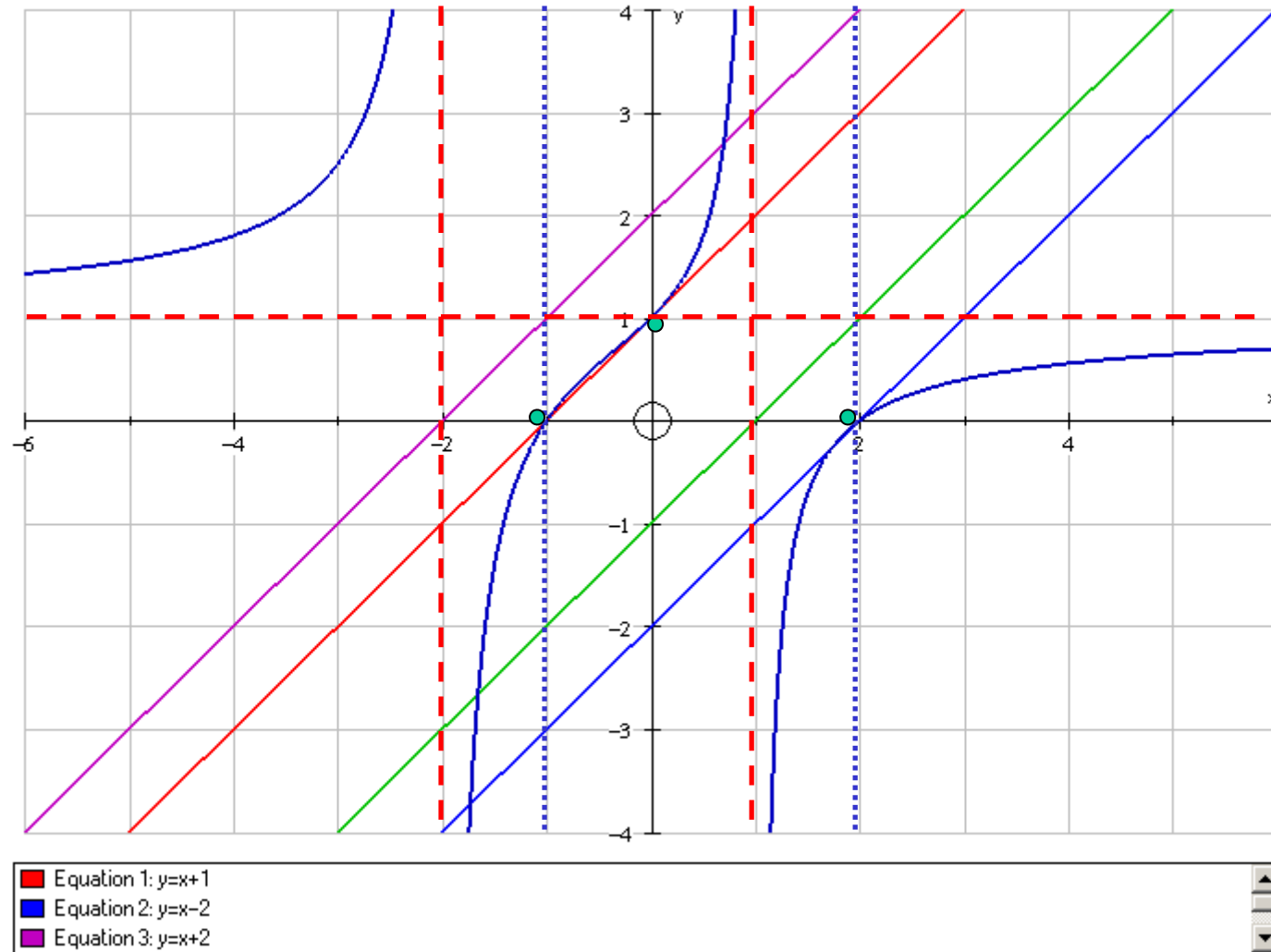
$$y = \frac{(x+1)(x-2)}{(x+2)(x-1)}$$

$$= \frac{x^2 - x - 2}{x^2 + x - 2}$$

$$= 1 - \frac{2x}{x^2 + x - 2}$$

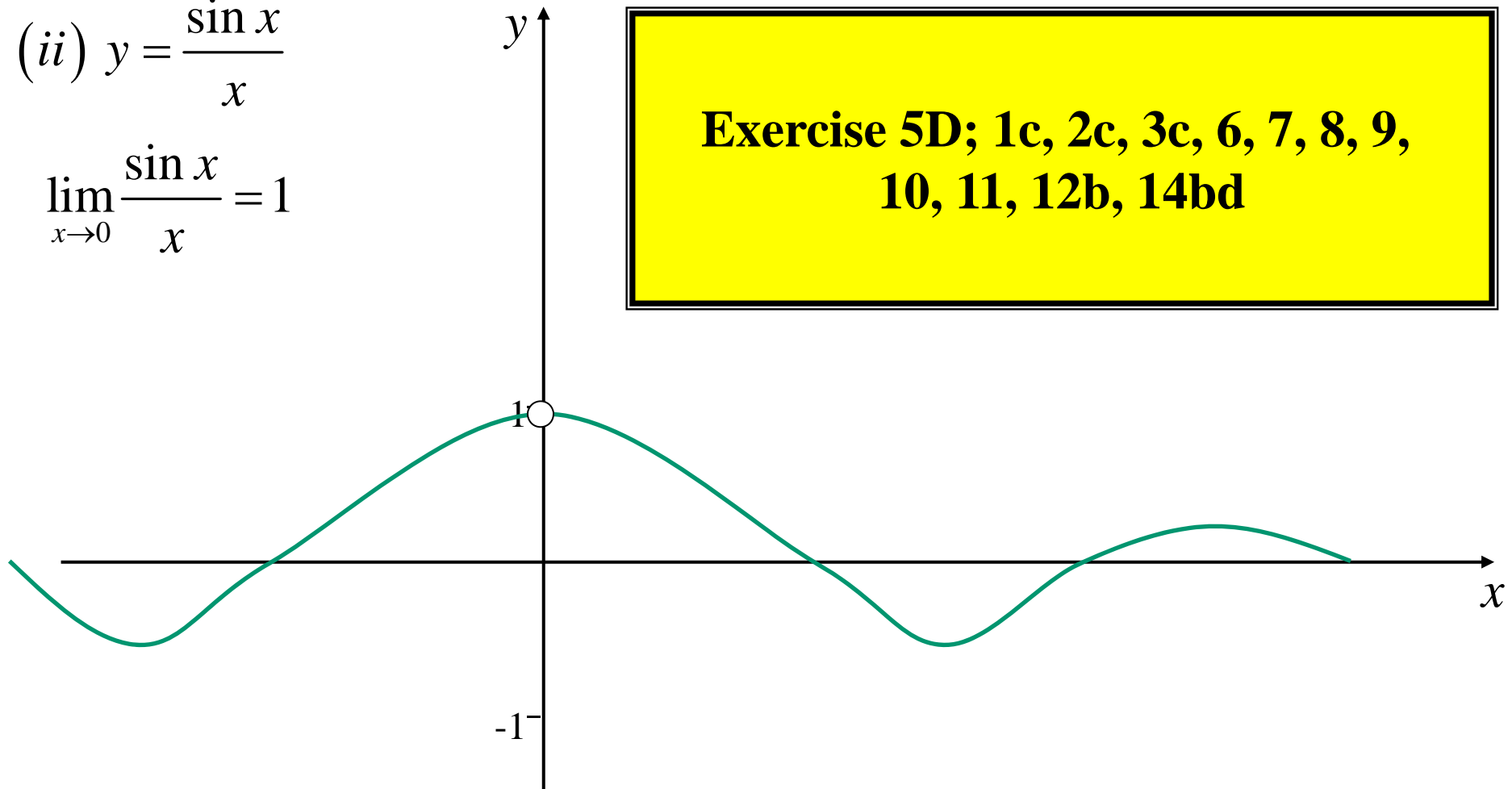
\therefore horizontal asymptote: $y = 1$

e.g. $y = \frac{(x+1)(x-2)}{(x+2)(x-1)}$



$$(ii) y = \frac{\sin x}{x}$$

$$\lim_{x \rightarrow 0} \frac{\sin x}{x} = 1$$



**Exercise 5D; 1c, 2c, 3c, 6, 7, 8, 9,
10, 11, 12b, 14bd**

symmetry:

odd function \times odd function = even function
even function \times even function = even function
odd function \times even function = odd function